

What's New



Table of Contents

1 INTRODUCTION	3
2 AUDIOMETRY	3
2.1 CPT INDEX RATIO ADDED	3
2.2 NO LINES FOR BONE CONDUCTOR THRESHOLDS	4
3 SPEECH AUDIOMETRY	4
3.1 PLAY BOTH SOUND CHANNELS IN DICHOTIC MODE	4
3.2 PRINT AND VIEW POINT DETAILS	5
4 SYSTEM WIDE ENHANCEMENTS	5
4.1 STAND-ALONE DATABASE	5
4.2 GDT DATA TRANSFER.....	5
4.3 NOTIFICATIONS WHEN NO POWER SUPPLY CONNECTED	5
4.4 BUSINESS ANALYTICS.....	5
5. CALIBRATION	6
5.1 FREE FIELD CALIBRATION WITH THE FF CALIBRATION MICROPHONE	6
6. RELEASE NOTES 2.5.1.0	7
7. RELEASE NOTES 2.5.1.2	7
8. SUPPORT	7

1 Introduction

The purpose of this document is to give you an overview of the new features in Primus 2.5.1.2.

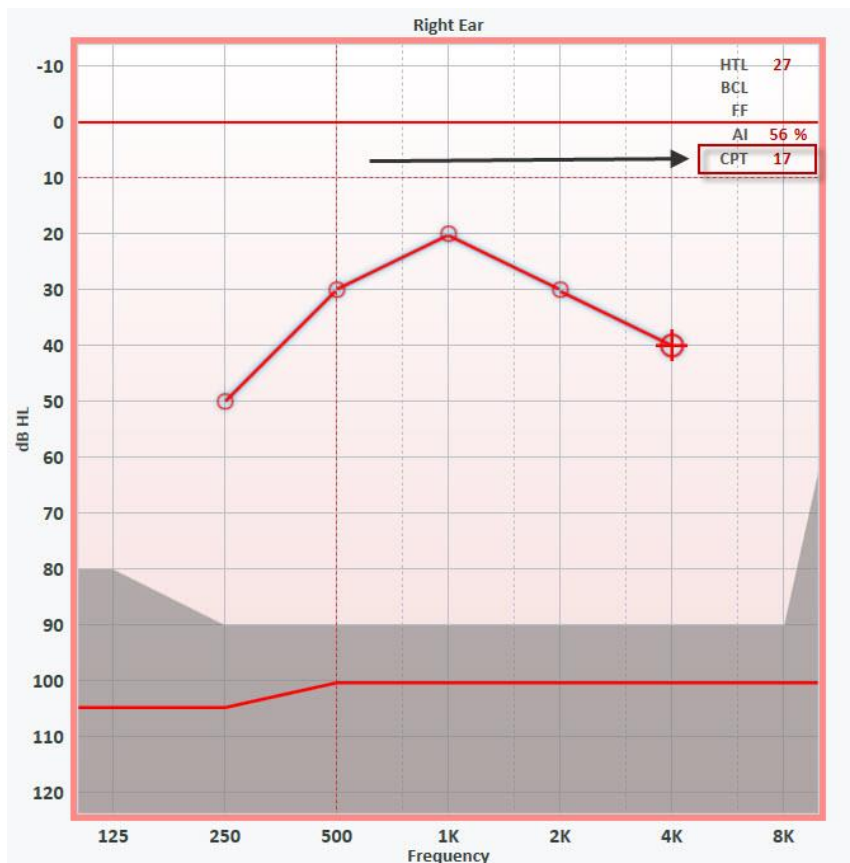
Please note this is NOT a mandatory update from the previous version, 2.5.1.0.

The first few sections give you a brief description of the most important new features. To get a full list of the enhancements and fixes done in this release, take a look at the [Release Notes](#) section.

2 Audiometry

2.1 CPT index ratio added

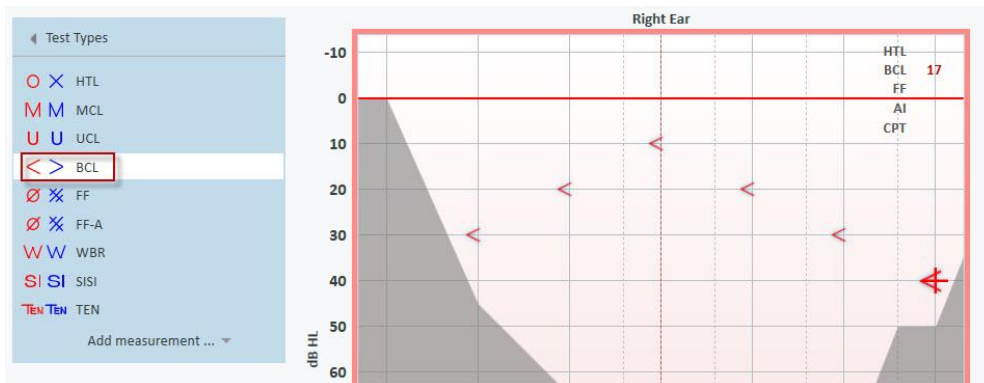
CPT figure is derived from a table giving the percentage of impact depending on the threshold level for the frequencies. The calculation of CPT is based on the thresholds of four frequencies in the audiogram – 500 kHz, 1000 kHz, 2000 kHz, and 4000 kHz. You can find out more about CPT from the **User Manual**.



What's New in Primus 2.5.1.2

2.2 No lines for Bone Conductor thresholds

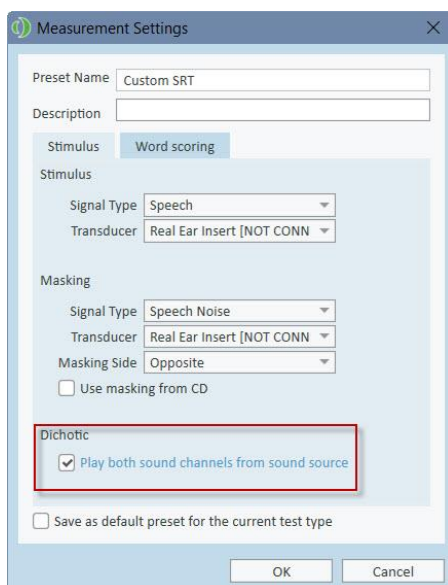
Go to **Tools > Settings > Audiometry > Pure Tone Curve Styles** and select the **HTL** test type and **BC** transducer. Default curve style will be set to **None**. Save your changes and proceed to conducting the **BCL** measurement. The graph does not have any threshold lines.



3 Speech Audiometry

3.1 Play both sound channels in Dichotic mode

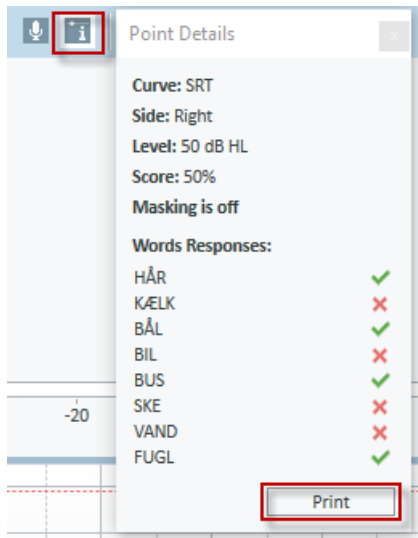
Speech Measurement preset settings now include the option to play both sound channels from a single source, either recorded sound or live speech. Level for right and left ear can be adjusted separately



If you disable the option, one sound channel will be played into both ears for the **Dichotic** mode.

3.2 Print and view Point Details

Click the Point Details icon to display and print out **Point Details** information in a table view.



4 System Wide Enhancements

4.1 Stand-alone database

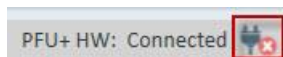
Primus is now able to run on its own and does not require a NOAH installation for the client/patient database. The Stand-alone database can run in a local network setting.

4.2 GDT data transfer

Primus now supports GDT data transfer in a local network setting.

4.3 Notifications when no power supply connected

If your power supply is disconnected, you will get a corresponding notification in the lower right corner of Primus.



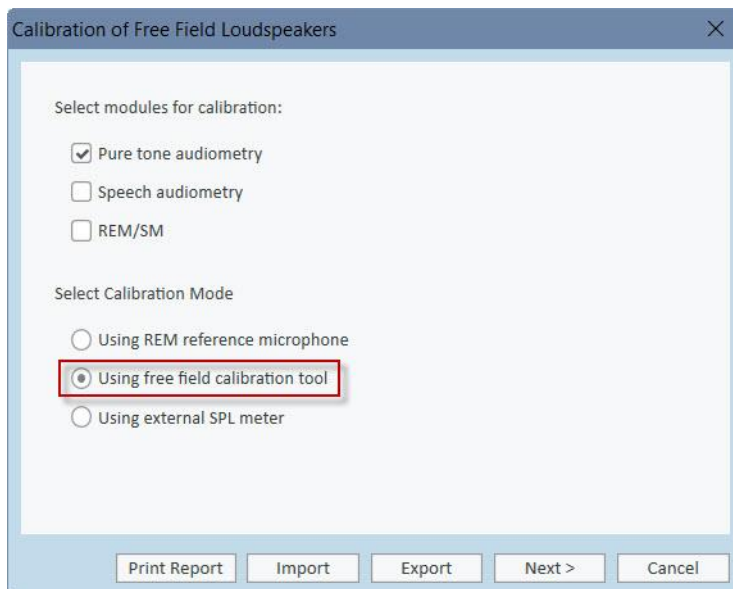
4.4 Business Analytics

Primus now supports Auditdata Business Analytics - a cloud system for asset management, usage analysis, and reporting.

5. Calibration

5.1 Free field calibration with the FF calibration microphone

You can use a new free field calibration microphone to perform free field calibration in Primus. For this, go to **Tools > Sound Field Calibration** and select **Using Free Field Calibration Tool** as your calibration mode.



6. Release Notes 2.5.1.0

This version of the Primus software release contains the following enhancements:

Audiometry

- High frequency headsets can be used in all Air Conductor outputs
- Display Bone Conduction (BC) thresholds not connected by any lines
- Added support for the DD 450 transducer

Speech Audiometry

- Option to play both sound channels from a single source
- View and print out point details

Calibration

- Use the Free Field Calibration Microphone to perform free-field calibration

System Wide Enhancements

- Stand-alone client/patient database
- Faster and longer display of pop-up windows
- Transducer activation period changed from 6 to 12 months
- Support for Auditdata Business Analytics
- GDT network support

Supported Languages

- German, French, Polish, Turkish, Danish, Finnish, Spanish, Italian, Hungarian, Chinese, and Japanese.

Bug Fixes and Other Improvements

Dependencies

This version supports NOAH versions 3.7, NOAH 4, or higher.

To use the Primus Panel under AuditBase System, AuditBase version 4.17.01 or higher is required.

7. Release Notes 2.5.1.2

Bug Fixes

Installation

To upgrade to Primus 2.5.1.2:

1. Run the set-up file: Setup_Primus_2_5_1_2.exe.
2. Follow the instructions on the screen and your system will be updated.

8. Support

For further information, please visit www.auditdata.com.